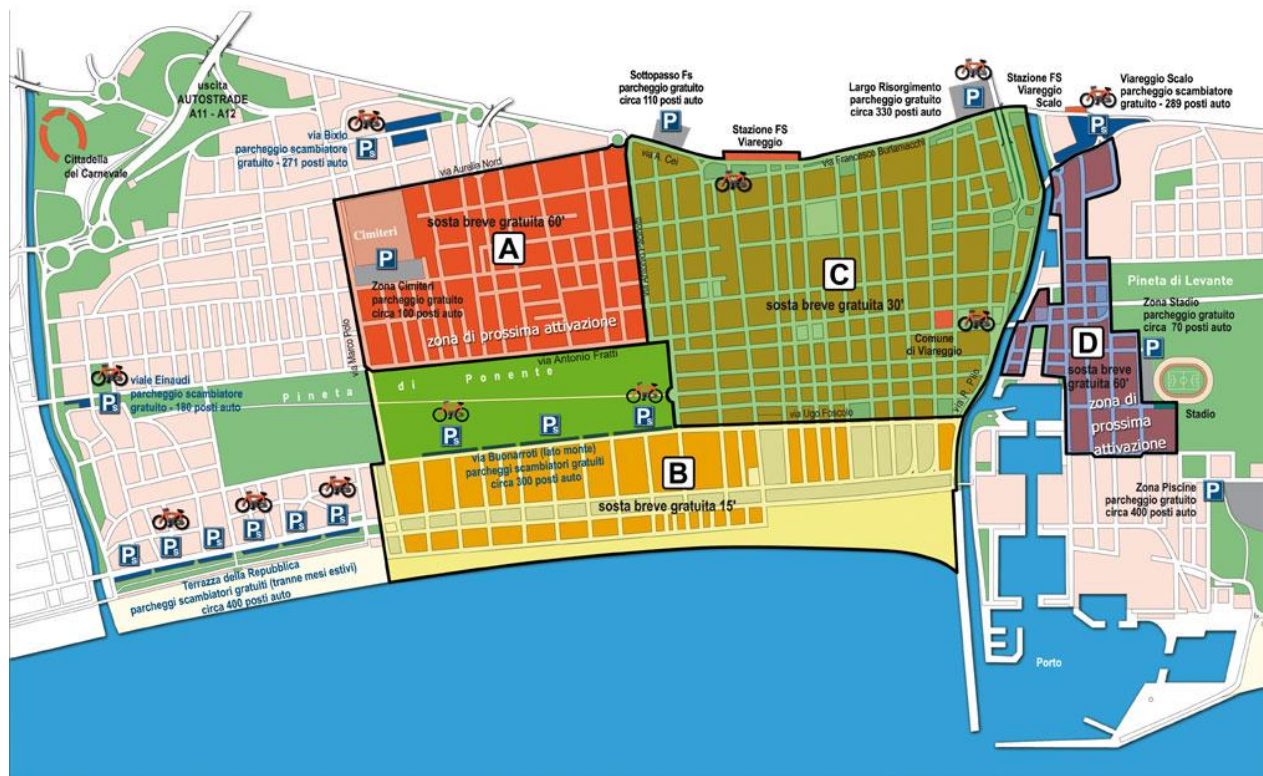


# DIRECTIONS TO CASA BERNARDINI (LEVANTE & PONENTE)

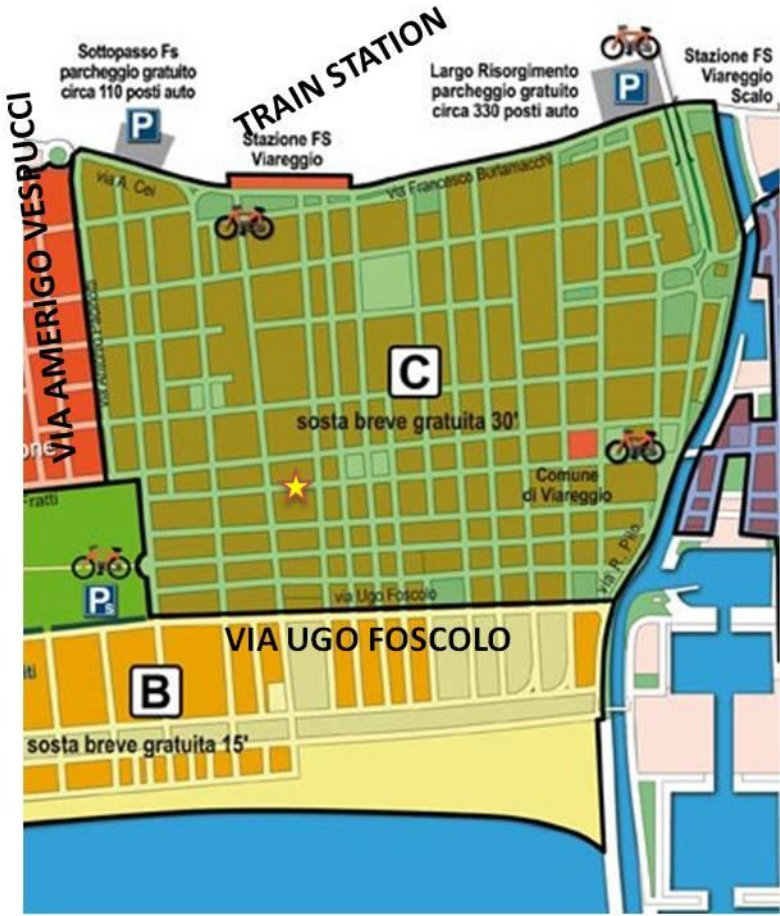
## ARRIVING BY CAR

1. Go to the address: Via Cesare Battisti 188-186, Viareggio, Lucca, Italy
2. When you are about 1 hr away from the house send us an sms (0039 393 79 11 946) with your name and your estimated time of arrival.
3. All the parking is to be paid for (blue stripes on the ground). If you already arranged with us to obtain a weekly parking permit, the best thing is that you stop in front of the house and ring the bell (188 = Ponente, 186 = Levante).
  - If one of us is present with your permit, you may unload your luggage, take your parking permit and park your car.
  - If we are not there yet, send us another sms (just to be safe) and wait parked in front of the house (next to the parked cars is ok if you are sitting in the car).
  - If we are not there yet, you may also just look for a parking spot and pay for ½ hr or so.
4. Here you can find a copy of the map indicating where you can park with your permit.

## OUR PARKING ZONE IS ZONE C



Zooming in you can better see the borders of your parking permit (left: via Amerigo Vespucci, down: via Ugo Foscolo, Right: Water canal, Up: Train station square). The yellow star represents the location of Casa Bernardini.



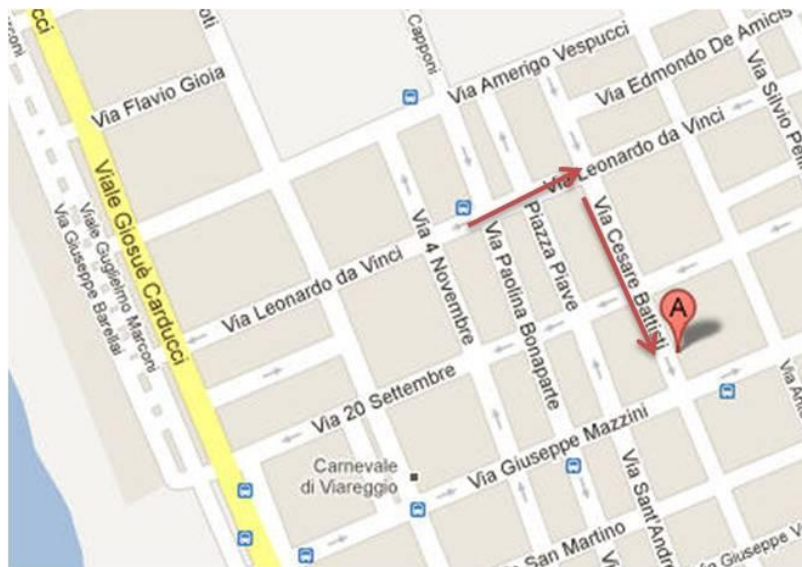
## **ARRIVING BY BUS FROM PISA AIRPORT (see below where to find the bus schedule)**

You need to reach the following address: Via Cesare Battisti 186-188, Viareggio, Italy

1. Buy your tickets at the counter that you may find in the airport at your right as soon as you leave the restricted area. There are two desks next to each other: one for train tickets and one of tourist information. You can buy your tickets from both.  
Ask for a ticket for Viareggio (I recommend that you buy already also the return ticket). The cost should be approximately 2.5€ per run.
2. Leave the airport hall from the nearest exit and immediately take a right. Walk about 50m and you will see a small bus station with blue buses from “Lazzi”.
3. Get on the bus for VIAREGGIO (if it says PIETRASANTA it should be the same bus, but in that case ask if it also goes to VIAREGGIO. To be safe.) The run takes approximately 1hr and goes through Pisa and passes very close to the famous leaning tower.
4. Ask the driver if he can let you know when your stop is coming up:  
STOP IN VIA LEONARDO DA VINCI VICINO A PIAZZA PIAVE

*“PER FAVORE A VIAREGGIO CI PUÒ FARE SCENDERE ALLA FERMATA DI VIA LEONARDO VICINO ALLA PIAZZA PIAVE? GRAZIE!”*

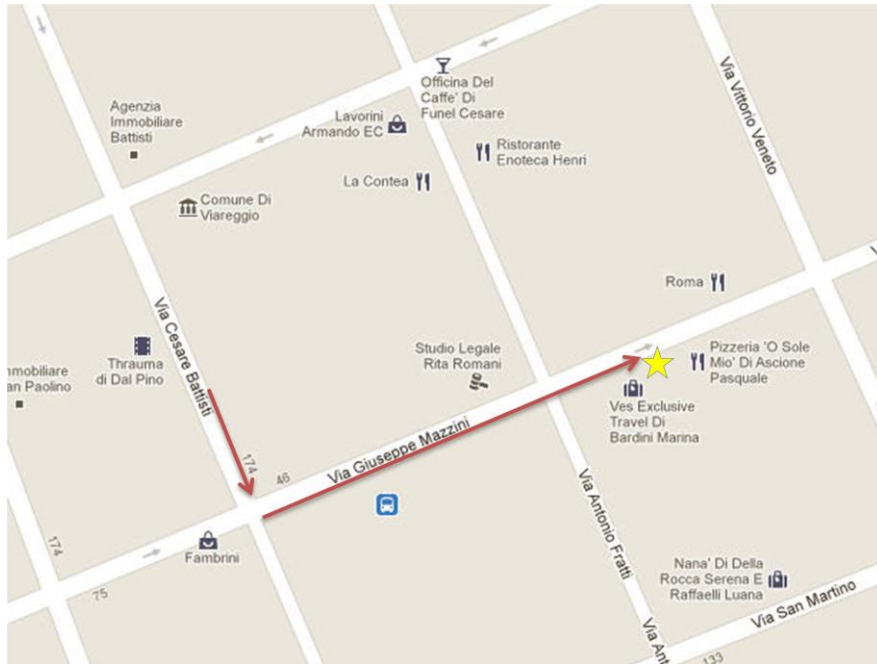
5. Once you are off the bus follow the map below to reach Casa Bernardini. It won't take more than 5 minutes even with luggage.



6. To take the “Lazzi” **bus back to the airport** go (already with a valid ticket) to the location in via Mazzini indicated by the yellow star in the map below and wait for the blue bus with the

sign “PISA AEREOPORTO”. Make sure to gesture the approaching driver to stop or he might pass you by without stopping (!).

The airport is the last stop, so no worries that you may miss it.



## BUS SCHEDULE

We cannot keep our information up to date in regard to bus running schedule, but we can point you to the site.

Go to

[http://www.vaibus.com/pdf/libretto\\_Extraurbano.pdf](http://www.vaibus.com/pdf/libretto_Extraurbano.pdf)

Or

<http://www.vaibus.com/> then click on “orari e tariffe” and then click on “libretti orari” under “SERVIZI EXTRAURBANI”.

Once you are in the PDF document use the FIND (ctrl+f) to look for “Q24”. That is the line running from Pisa Aereoporto to Pietrasanta through Viareggio.

ATTENTION:

- The “\$” sign means “scuole aperte” (= running on school days only). Schools are closed roughly between 15/6 – 15/9.
- The sign “#” means “running during school holidays”
- On the upper right corner of each page of the Lazzi schedule there is either “orario festivo” (holidays and Sundays) or “orario ferial” (normal working days including Saturdays). A list of the holidays days is to be found in the first pages of the PDF document itself.

